

Reliable
Portable
Comfortable

Place able

We are



Portable
Reliable
Comfortable

We are a full-service accessible mobile bathroom provider and the only organisation to offer an Australian Changing Places facility that meets the intent of the information guide and technical standard. From design and delivery to installation and maintenance, we provide a one-stop-solution for governments, health care operators and private citizens under the NDIS.

With a commercial builder's license in every state and four generations of experience behind us, we are trusted to deliver. Balancing a national distribution network with individual care, we are proud to be leading the industry, making a difference and bringing a quality of respect to everything we do.

able

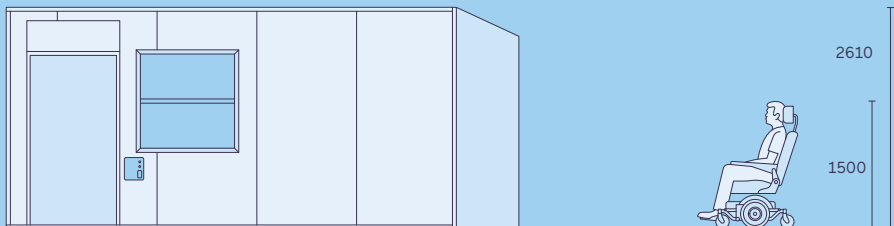


Place



Pod A

A full size, commercial bathroom with optional shower facilities.

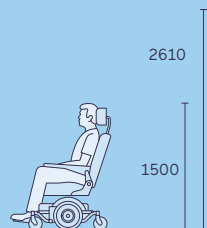
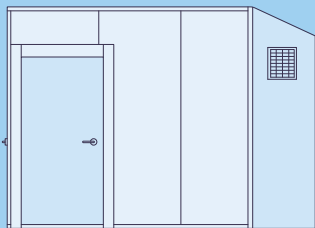


Shower seat Surecare SRA7450. **Toilet suite** Wolfen Core 800 with back rest. **Macerator pump** Ciclon XS Waste Macerator. **Soap dispenser** Puregiene endura. **Vanity basin** Paco Jaanson WBM-802-L-1. **Towel dispenser** Puragiene Endura. **Window** 1200 x 1200 (W) Double hung obscure glass. **Air conditioner** Lennox LNRW21XV2. **Front canopy access door**. **Entrance door system** Dormakaba ED100. **Hot water service**. Thermann 50m Electric. **Curtain tracking & curtain** Ropimex Telescopic Rail & Trevira curtain. **Fold down rail** HRI Type 552 "Safe Lock". **Change table** Ropox Shower bed (Wall mounted, motorised height adjustable change table with side safety rail). **Ceiling track & hoist** Guldmann GH3. **Wow wipes**.



Pod B

A full size, permanent domestic bathroom.




Shower seat HRI Type 522. **Curtain tracking & curtain** 'Altrack' A621 and M 543. **Toilet suite** Caroma Cosmo Care suite. **Macerator pump** Ciclon XS waste Macerator. **Front canopy access door.** **Soap holder** HRI F5B. **Vanity basin** American standard wall hung 500. **Window** 1200 x 800 (W) double hung obscure glass. **Air conditioner** Lennox LNRW21XV2. **Entrance door handle** Carbine PD 7000-L1. **Hot water service** Thermann 50 ltr Electric. **Fold down rail** HRI Type 551. **Mirror** 1100 x 450 (W).



Pod C

A semi-permanent,
portable domestic ensuite.



Curtain tracking & curtain HRI 'Altrac' A 621 and M 543. **Toilet suite** Caroma Cosmo Care suite. **Macerator pump** Ciclon XS Waste Macerator. **Front canopy access door.** **Soap holder** HRI F5B. **Vanity basin** American standard wall hung 500. **Window** 900 x 600 (W) double hung obscure glass. **Air conditioner** Lennox LNRW21XV2. **Entrance door handle** Carbine PD 7000 L-1. **Hot water service** Thermann 50 liter electric. **Shaving cabinet** 300 x 400 (W). **Mirror** 900 x 600 (W). **Fold down rail** HRI type 551.



Placeable

67 Alexandra Street ————— Albury
NSW 2640 ————— PO Box 3149
P 1800 010 246 ——— F 02 6041 3349
placeable.com.au —————